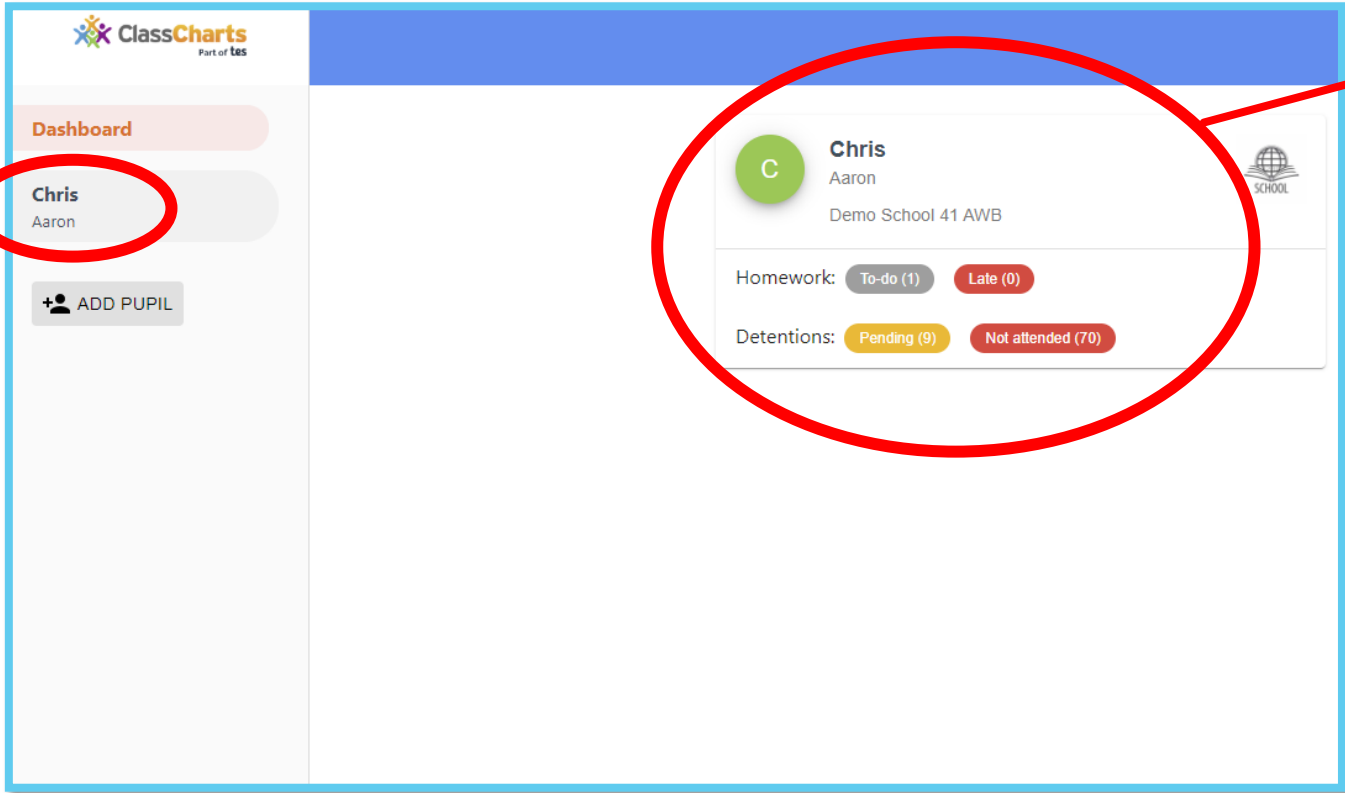




# Class Charts

Parent Guide



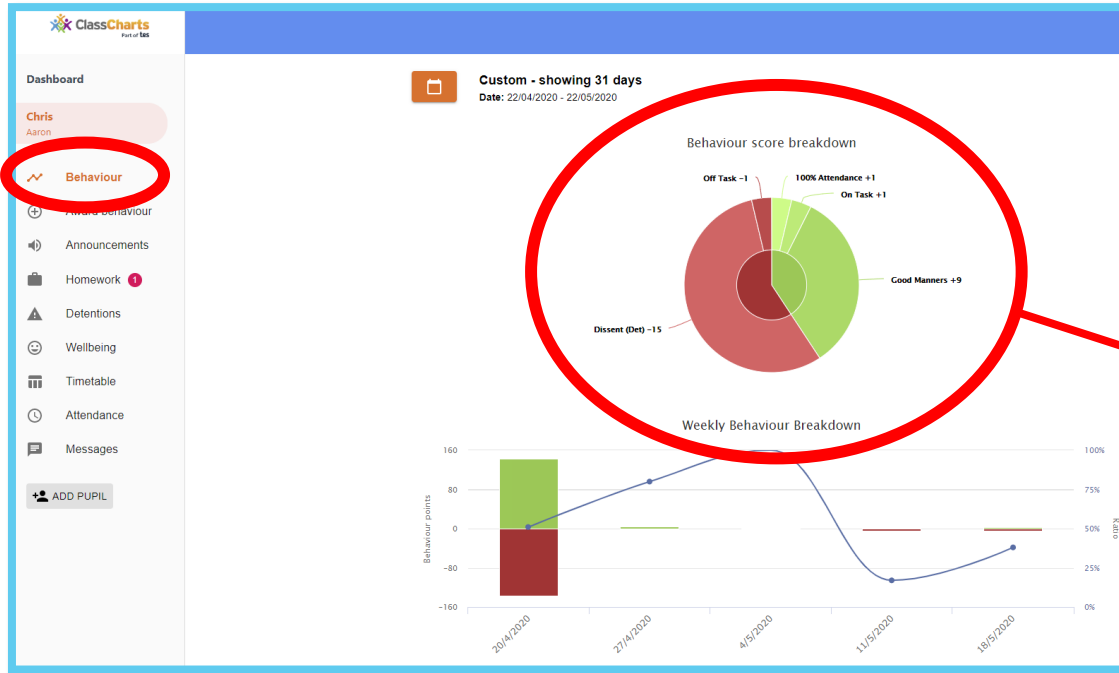
When you log on you will see an overview of your account.

This will show how many homework tasks are to be completed and how many are late.

Click on the pupils name at the left had side to see more details.

The background features abstract, overlapping geometric shapes in various shades of blue, ranging from light sky blue to deep navy blue. These shapes are primarily located on the right side of the slide, creating a modern, dynamic feel.

# How to see behaviour comments from teachers

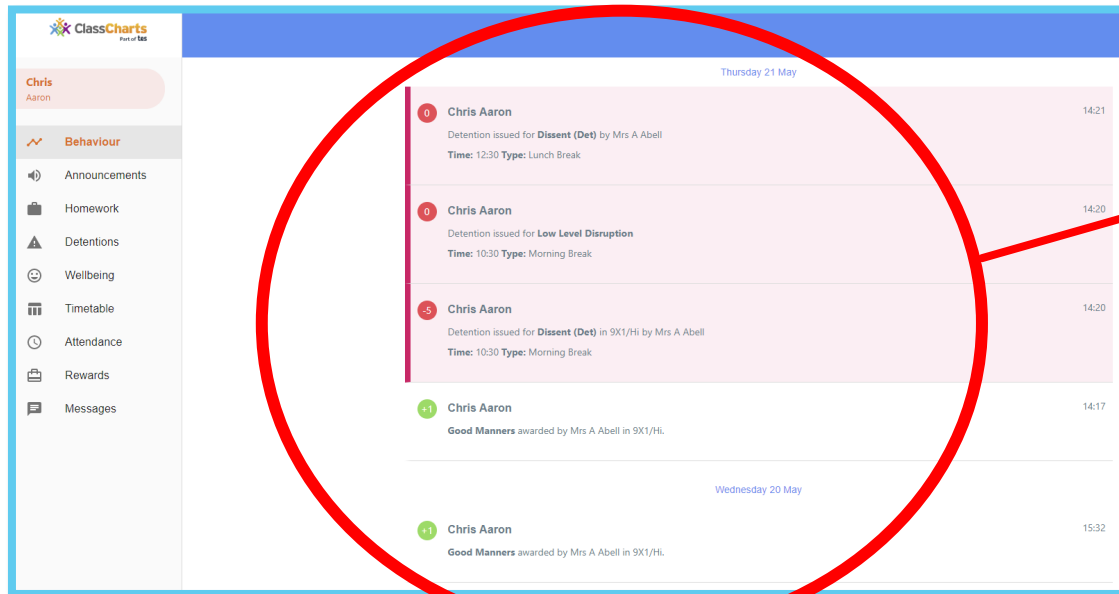


On the **behaviour** section of Classcharts you can see where teachers have put positive and/or negative comments.

At the top of the page this is displayed as a chart.

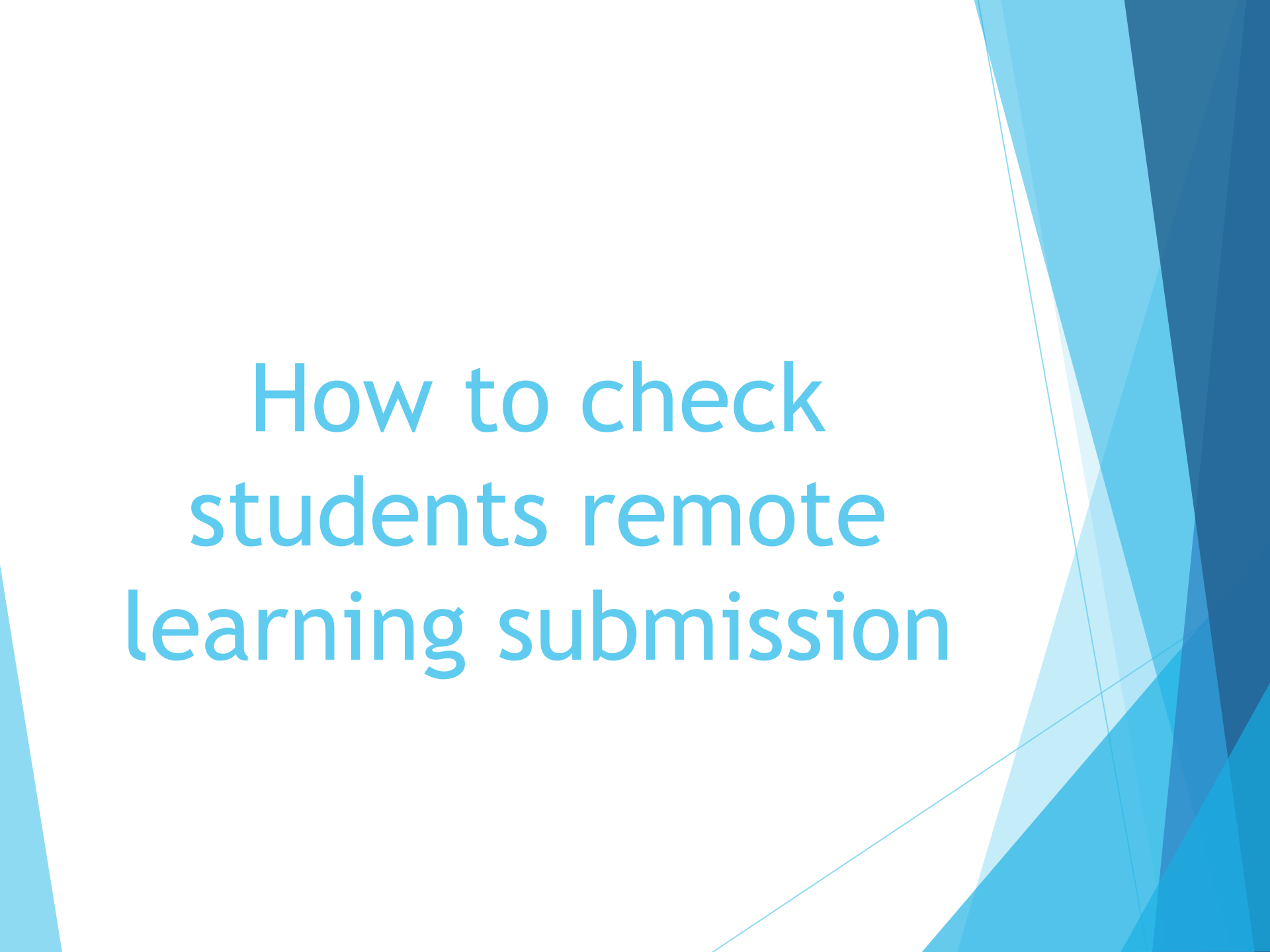
**Green** is the positive comments.

**Red** is negative comments.



Scroll down on the behaviour tab and you can see a breakdown of each comment and which teacher is was issued by.

It also shows the date it was received.

The background features abstract, overlapping geometric shapes in various shades of blue, ranging from light sky blue to deep navy blue. The shapes are primarily triangles and polygons, creating a modern, layered effect. The text is centered in the white space.

# How to check students remote learning submission

**ClassCharts**  
Part of TES

Dashboard

**Chris**  
Aaron

- Behaviour
- Award behaviour
- Announcements
- Homework 1**
- Documents
- Wellbeing
- Timetable
- Attendance
- Messages

+ ADD PUPIL

**Custom - showing 38 days**  
Due date: 15/05/2020 - 21/06/2020

Show by issue

**To-Do**

MATHEMATICS - MISS G YASEEN  
Earth's orbit changes  
Issued: Thursday 21/05/2020  
Due: Thursday 04/06/2020  
To-do

**Completed**

ART - MISS G YASEEN  
Self Portrait Drawing  
Issued: Tuesday 19/05/2020  
Due: Thursday 21/05/2020  
Completed

**Submitted Late**  
No homework for this status

**Not Submitted**  
No homework for this status

**Submitted**  
No homework for this status

Click on the homework tab on the left hand side to view outstanding and completed homework tasks.

If a student had completed a task it will turn green.

There is also a section for late homework.

# How to check remote learning set

The screenshot shows the ClassCharts dashboard for a student named Chris Aaron. The main content area displays a 'To-Do' list for a 'Custom' view showing 38 days. A modal window titled 'Homework Details' is open, showing the following information:

- Homework Details**
- MATHEMATICS - 9X/MA1 -MISS G YASEEN
- Issue date:** Thursday 21/05/2020
- Due date:** Thursday 04/06/2020
- Earth's orbit changes**
- Complete the fill in the gaps activity
- Attachments**
- Task 1: Orbit changes.m4a

The 'Attachments' section and the audio file link are circled in red. Below the modal, there are sections for 'Submitted' and 'No homework for this status'.

Click on a task for more information.

In some cases the teacher may have uploaded an attachment to support the student with the task.

In this example there is an audio file where the teacher has explained the task. **There may be more than 1 attachment per homework.**

To play the audio file, click on the link and the file will download.

This file should open on a PC, tablet and phone.

Teachers may include PowerPoint, Word, image, video and audio files.



If an attachment has an audio recording for you to listen to, it will show as this icon, clicking on it will give you the option to play the audio.



# Instructions

<https://forms.office.com/Pages/ResponsePage.aspx?id=WBLWoyPAkkeJt1sjWToWqJvA1Ws0OgpOIXCRFjdU4zlUOVNTUjJNSjISOEdEMUxSUjINUVI DOFpMSC4u>



# Instructions



<https://forms.office.com/Pages/ResponsePage.aspx?id=WBLWoyPAkkeJt1sjWToWqJvA1Ws0OgpOIXCRFjdU4zlUOVNTUjJNSjISOEdEMUxSUjINUVI DOFpMSC4u>

**IT IS IMPORTANT  
STUDENTS LISTEN  
TO THE AUDIO  
BEFORE  
COMPLETING ANY  
TASK SET AND THAT  
THEY GO THROUGH  
ALL ATTACHMENTS  
BEFORE STARTING  
ANY TASK.**